



**Establishment and Operation of a Regional System of  
Fisheries *Refugia* in the South China Sea and Gulf of Thailand**

**REPORT**

**REPRODUCTIVE BIOLOGY OF THE PRIORITY SPECIES  
(GONAD MATURITY AND GSI)  
CORON, PALAWAN  
(JANUARY – MARCH 2022)**

Prepared by  
**NATIONAL FISHERIES RESEARCH AND DEVELOPMENT INSTITUTE  
PHILIPPINES**

---

SOUTHEAST ASIAN FISHERIES DEVELOPMENT CENTER  
TRAINING DEPARTMENT



**Southeast Asian Fisheries  
Development Center**



**United Nations  
Environment Programme**



**Global Environment  
Facility**

First published in Phrasamutchedi, Samut Prakan, Thailand in December 2022 by the SEAFDEC-UNEP-GEF Fisheries Refugia Project, Training Department of the Southeast Asian Fisheries Development Center

Copyright © 2022, SEAFDEC-UNEP-GEF Fisheries *Refugia* Project

This publication may be reproduced in whole or in part and in any form for educational or non-profit purposes without special permission from the copyright holder provided acknowledgement of the source is made. The SEAFDEC-UNEP-GEF Fisheries *Refugia* Project would appreciate receiving a copy of any publication that uses this publication as a source.

No use of this publication may be made for resale or for any other commercial purpose without prior permission in writing from the SEAFDEC Secretary-General at.

Southeast Asian Fisheries Development Center  
Training Department  
P.O.Box 97, Phrasamutchedi, Samut Prakan, Thailand  
Tel: (66) 2 425 6100  
Fax: (66) 2 425 6110  
<https://fisheries-refugia.org> and  
<https://seafdec.or.th>

**DISCLAIMER:**

The contents of this report do not necessarily reflect the views and policies of the Southeast Asian Fisheries Development Center, the United Nations Environment Programme, and the Global Environment Facility.

For citation purposes this document may be cited as:

NFRDI/Philippines 2022. Establishment and Operation of a Regional System of Fisheries Refugia in the South China Sea and Gulf of Thailand, Report of Reproductive Biology of the Priority Species (Gonad Maturity and GSI) Coron, Palawan (January – March 2022). Southeast Asian Fisheries Development Center, Training Department, Samut Prakan, Thailand; FR/REP/PH78, 7 p.


## I. Introduction

Fish reproductive biology is crucial for fishery management (Jakobsen et al., 2009), where managers rely on size at first maturity and the onset and duration of spawning season for managing fisheries (Dias Neto, 2010a). As part of the baseline data collection for the establishment of fisheries refugia in the 3 sites, the gonad maturity and GSI of the priority species were studied. After a series of consultation in Coron Site and in reference to the results of the Fisheries Landing Survey and the Ichthyoplankton Survey, the committee decided for the conservation of fusilier and scad refugia. Redbelly yellowtail fusilier and Amberstripe scad are among the commercially important fish commodities in Coron, Palawan.

## II. Materials and Methods

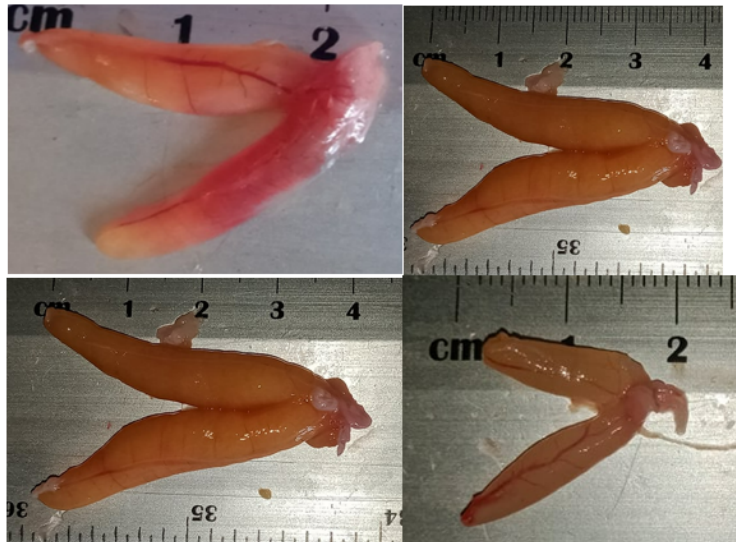
### Data Collection

The identified priority species selected for the proposed fisheries refugia site in Coron, Palawan were *Caesio cuning* (redbelly yellowtail fusilier) and *Decapterus muroadsi* (amberstripe scad) based on the series of consultations from the LGU and the fisherfolk. (Figure 1a-1b).

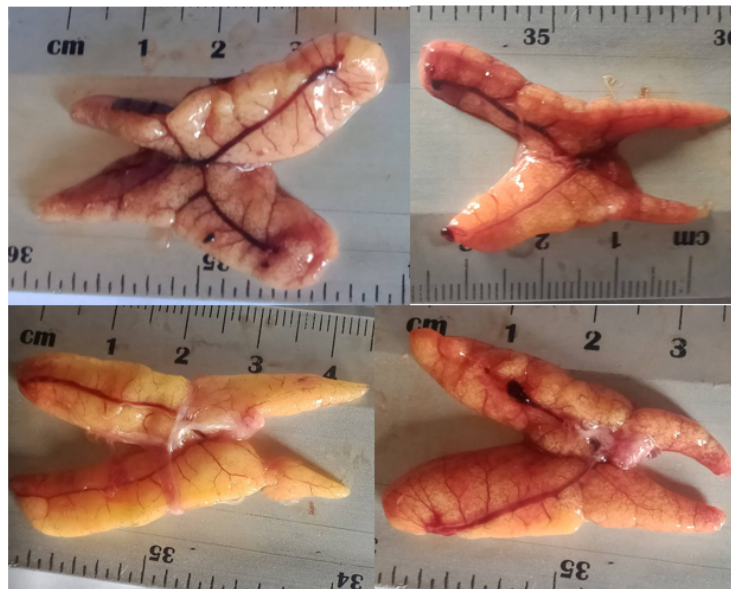


*Fig. 1. Fisheries Refugia - Priority Species*

Two technical enumerators were collecting the samples for reproductive biology. Ten samples for every species were randomly collected and purchased from the local markets of each site. The samples were dissected on-site daily from April 2021 to March 2022. Total lengths, weight and gonad samples were recorded for each sample. The sex of each fish sample were identified by visual examination (Figure 2a and 2b). The gonads were dissected and weighed by a digital weighing scale.



*Fig. 2a. Gonads dissected from female C. cuning*



*Fig. 2b. Gonads dissected from female D. muroadsi*

#### Data Analyses

The mean Gonado-somatic Index (GSI) was used to determine the spawning season for each species (Figure 3).

$$\text{Gonado-somatic Index (GSI \%)} = \frac{\text{Weight of gonads (g)}}{\text{Weight of fish (g)}} \times 100$$

*Fig. 3. Formula for GSI*

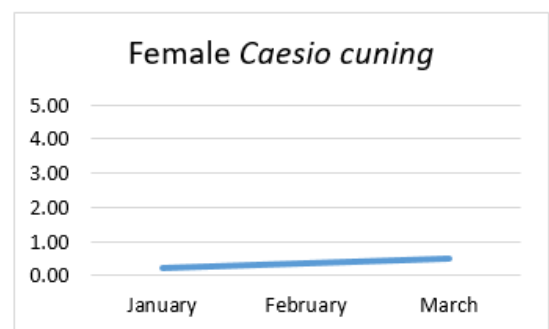
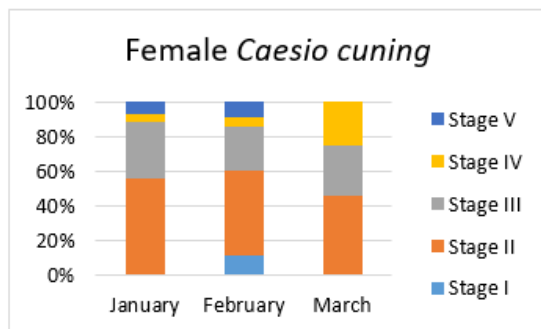
GSI was used to explore peaks of maturity in female gonads per month. After calculating the GSI, the gonads, both male and female, were staged visually. The gonads were identified in stages as: Undifferentiated: J (juvenile). Females: Stage 1

(virgin/immature), Stage 2-3 (mature resting) Stage 4(reproductively developed), Stage 5 (spawning). Males: Stage 1 (virgin), Stage 2 (mature resting), Stage 3 (reproductively developed/ripe), Stage 4 (spawning). The mean GSI values were plotted versus months to search for patterns of reproductive periodicity. The overall sex ratio of males to females was evaluated with  $\chi^2$  - test (Sokal and Rohlf, 1995).

**III. Results**

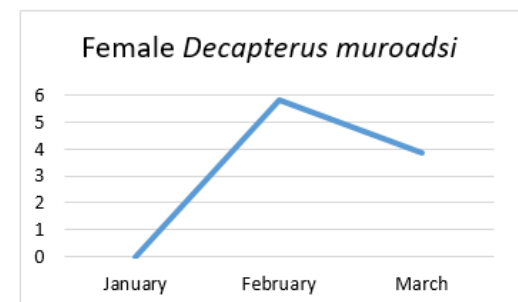
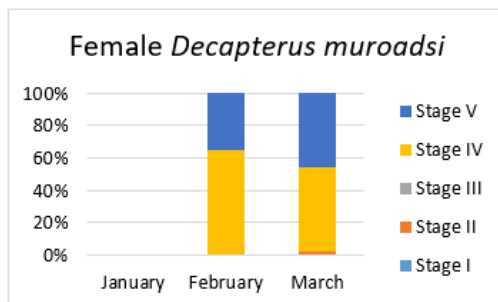
***Caesio cuning*** (redbelly yellowtail fusilier)

*C. cuning* comprised of 114 females and 146 males, the individuals were obtained between January and March of 2022. Majority of the gonads collected were still in Stage II, comprising of about 46-55% for female *C. cuning* and lower GSI value were recorded from 0.23 ( $\pm 0.03$ ) to 0.52 ( $\pm 0.09$ ).



***Decapterus muroadsi*** (amberstripe scad)

Monthly sampling for January to March 2022 recorded 94 females and 76 males. Stages IV and V gonads were mainly observed comprising about 46-65% and 34-53%, respectively. High monthly GSI values were computed ranging about 3.85 ( $\pm 0.54$ ) to 5.82 ( $\pm 0.64$ ).



IV. Documentation





## V. References

Dias Neto, J. (2010a). *Gestão do uso dos Recursos Pesqueiros Marinhos No Brasil*. Brasília: Instituto Brasileiro do Meio Ambiente e dos Recursos Naturais Renováveis.

Jakobsen, T., Fogarty, M. J., Megrey, B. A., and Moksness, E. (2009). *Fish Reproductive Biology: Implications for Assessment and Management*. Oxford: Blackwell.

Sokal, R.R. and F.J. Rohlf. 1995. *Biometry: the principles and practice of statistics in biological research*. 3rd edition. W. H. Freeman and Co. New York. 887 pp